

FixJeeps.com

TO Z1 7 SPLICE
(SEE SH 11.17)

Z1
16BK

ENGINE
GROUND
(RIGHT
REAR DASH
PANEL)

TO TRANSMISSION
WIRING
(SEE SH 7)

Z2
16BK
OR

Z2

4.0L
ENGINE
ONLY

4
ENG-1
(SH 69)

Z2
16BK
OR

Z2
16BK
OR

G4
18DB

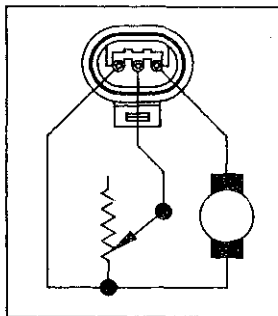
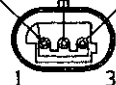
(LEFT SIDE OF
STEERING COLUMN)

3
ENG-1
(SH 69)

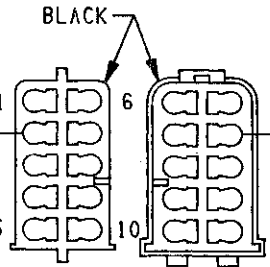
RESTORATION
PRODUCT

G4
18DB

A141
16DG
BK



FUEL TANK
SENDING UNIT
AND FUEL PUMP
(IN FUEL TANK)



TO
GAUGE PACKAGE
FUEL GAUGE
(SEE SH 43)

TO FUEL
PUMP RELAY
(SEE SH 11.17)